

Detailed Steps for filling the Joint Option Application Forms Online for Higher Pension on Actual Salary for Employees Superannuated/ing on or after 01.09.2014

URL for Application for validation of joint option –

<https://unifiedportal-mem.epfindia.gov.in/memberInterfacePohw/>

On Clicking the above URL, below page will appear , then Click 'Pension on higher Salary'

The screenshot shows the 'unifiedportal-mem.epfindia.gov.in/memberinterface/' website. The header includes the EPF logo and text: 'EMPLOYEES' PROVIDENT FUND ORGANISATION, INDIA' and 'MINISTRY OF LABOUR & EMPLOYMENT, GOVERNMENT OF INDIA'. A central banner features the 'G20 भारत 2023 INDIA' logo with the motto 'वसुधैव कुटुम्बकम्' and 'ONE EARTH • ONE FAMILY • ONE FUTURE'. On the right, there is a login section for 'Universal Account Number (UAN) MEMBER e-SEWA' with fields for UAN, Password, and Captcha, and 'Sign in' and 'Reset' buttons. Below the main content, there are three columns of navigation links: 'Dear EPF Members !!', 'Benefits of Registration', and 'Important Links'. The 'Important Links' column contains a link for 'Pension on Higher Salary: Exercise of Joint Option under para 11(3) and para 11(4) of EPS-1995 on or before 3rd May 2023' with a 'NEW' badge, which is highlighted with an orange box and an arrow pointing to it from a 'CLICK HERE' callout.

EMPLOYEES' PROVIDENT FUND ORGANISATION, INDIA
MINISTRY OF LABOUR & EMPLOYMENT, GOVERNMENT OF INDIA

Universal Account Number (UAN)
MEMBER e-SEWA

UAN: Enter UAN
Password: Password
Captcha: q c M A 7
Sign in Reset
Forgot Password ?

Dear EPF Members !!

Benefits of Registration

Important Links

or filing e-Nomination. e-Nomination is not mandatory

- Important notice about Aadhaar linking. Click here.
- Benefits for Unorganised workers registering on e SHRAM portal. Click here
- Kind attention Members. Now Aadhaar is mandatory for filing ECR.
- Important notice about EDLI. Click here to read.
- Important notice about Bank Account Linking with UAN. Click here to read

Download/Print your Updated Passbook anytime. **CLICK HERE**

- Download/Print your UAN Card.
- Update your KYC information.

- Pension on Higher Salary: Exercise of Joint Option under para 11(3) and para 11(4) of EPS-1995 on or before 3rd May 2023 **NEW**
- Pension on Higher Salary: Online application for validation of Joint Option
- Activate UAN

Click Application form for Joint Options -



EMPLOYEES' PROVIDENT FUND ORGANISATION, INDIA
MINISTRY OF LABOUR & EMPLOYMENT, GOVERNMENT OF INDIA

Unified Member Portal / Pension On Higher Wages




Application form for validation of joint options

Joint options under erstwhile Para 11(3) and Para 11(4) of EPS, 95.



Application form for joint options

Joint options under erstwhile para 11 (3) and para 11 (4) of EPS 1995 for employees who were in service prior to 1st September 2014 and continued to be in service on or after 01.09.2014 but could not exercise joint option under erstwhile provision to para 11 (3) of EPS 1995 to be exercised on or before 3rd May 2023.



CLICK HERE

Click on 'Exercise of Joint Option for the Employees who were in service prior to 01.09.2014 and continued to be in service on or after 01.09.2014 but could not exercise joint option under erstwhile proviso to para 11(3) of EPS-1995'



EMPLOYEES' PROVIDENT FUND ORGANISATION, INDIA
MINISTRY OF LABOUR & EMPLOYMENT, GOVERNMENT OF INDIA

Home / Registration Request

Validation of joint options for the employees who had retired before 01.09.2014 and exercised joint option under para 11(3) of EPS Scheme prior to 01.09.2014



[Click Here](#)

Exercise of joint option for the Employees who were in service prior to 01.09.2014 and continued to be in service on or after 01.09.2014 but could not exercise joint option under erstwhile proviso to para 11(3) of EPS-1995



[Click Here](#)

CLICK HERE

INSTRUCTIONS FOR PPO BASED

i The following information being entered should be as per EPFO records

1. PPO No. in the full eg. DLCPM00012345 without any special character.
2. Member's Aadhaar number, Name and Date of birth should be as available in EPFO records.

i Member should have a valid Aadhaar linked mobile number which is as per UIDAI records.

INSTRUCTIONS FOR UAN BASED

i The following information being entered should be as per EPFO records

1. UAN of member
2. Member's Aadhaar number, Name and Date of birth should be as available in EPFO records.

i Member should have a valid Aadhaar linked mobile number which is as per UIDAI records.

Put UAN, Name as per UAN/Aadhaar, Date of Birth as per UAN, Aadhaar Number, Mobile number Linked to Aadhaar, then Click Get OTP

EMPLOYEES' PROVIDENT FUND ORGANISATION, INDIA

Registration request for exercising of Joint options under para 11(3) and 11(4) of EPS-1995 Home

1 GET AUTHORIZATION
PIN

2 VALIDATE USER

3 SUBMIT APPLICATION

4 ACKNOWLEDGEMENT
NUMBER GENERATED

UAN *

Name *

Date of Birth *

AADHAAR *

Aadhaar Linked Mobile Number *

Captcha*

I hereby give my consent for OTP based Aadhar authentication for establishing my identity for the purpose of exercising joint option under para 11 (3) and 11 (4) of EPS, scheme.
मैं ईपीएस योजना के पैरा 11(3) और 11(4) के तहत संयुक्त विकल्प के सत्यापन के उद्देश्य से अपनी पहचान स्थापित करने के लिए ओटीपी आधारित आधार प्रमाणीकरण के लिए अपनी सहमति देता हूँ।

CLICK HERE →

Enter OTP and Click Validate OTP -



EMPLOYEES' PROVIDENT FUND ORGANISATION, INDIA

MINISTRY OF LABOUR & EMPLOYMENT, GOVERNMENT OF INDIA

Registration request for exercising of Joint options under para 11(3) and 11(4) of EPS-1995



An OTP has been sent on your Aadhaar linked mobile : *****5658

UAN	<input type="text"/>
Name	<input type="text"/>
Date of Birth	<input type="text"/>
AADHAAR	XXXX XXXX 5439
Aadhaar Linked Mobile Number	XXX XXX 5658
Enter OTP*	<input type="text" value="Enter OTP"/>

CLICK HERE

Validate OTP

Cancel

Tick the Check Box under Disclaimer -

EMPLOYEES' PROVIDENT FUND ORGANISATION, INDIA
MINISTRY OF LABOUR & EMPLOYMENT, GOVERNMENT OF INDIA

Registration request for exercising of Joint options under para 11(3) and 11(4) of EPS-1995

1 GET AUTHORIZATION PIN

2 VALIDATE USER

3 SUBMIT APPLICATION

4 ACKNOWLEDGEMENT NUMBER GENERATED

Pension On Higher Wages Application Form

Joint Option Form

[From the Employees who were in service prior to 01.09.2014 and continued to be in service on or after 01.09.2014 but could not exercise joint option under erstwhile proviso to para 11(3) of EPS-1995]


To be exercised by eligible members of EPS-1995 on or before 03rd May, 2023 in accordance with para 44(iv) read with Para 44(v) of the order dated 4.11.2022 of the Hon'ble Supreme Court in SLP No. 8658-8659 of 2019.

CLICK HERE

Disclaimer

I have gone through Supreme Court Judgement dated 04.11.2022 in SLP (C) No.8658-8659 of 2019 and I am registering this joint option in terms of directions contained in the said judgement. I undertake that the pension will be calculated subject to formula determined under the Scheme for this purpose.


Details will get auto Populated, optional details which are blank, if available with Employee can be also filled, put personal email ID & Aadhaar linked Bank Account Number and IFSC Code -

 EMPLOYEES' PROVIDENT FUND ORGANISATION, INDIA

UAN Details

UAN	[REDACTED]	AADHAAR	XXXX XXXX 5439
Name	[REDACTED]	Date Of Birth	[REDACTED]
Gender	MALE	Father's/Spouse Name	[REDACTED]
Aadhaar Linked Mobile Number	XXX XXX 5658	PPO Number (if any)	N.A.
PPO Date	N.A.	EPFO Regional Office by which PPO was issued	N.A.

Member Details

Member ID *	DOJ FPS	DOE FPS	DOJ EPS	DOE EPS	
MHEAN000117800X0008110	DD/MM/YYYY	DD/MM/YYYY	05/04/2013	DD/MM/YYYY	

[Add Row](#)

Member Details

Email Id *	Enter Email Id		
Aadhaar Linked Bank Account Number *	Bank Account Number	IFSC Code *	IFSC Code

Enter personal email ID

Enter Aadhaar linked Bank Account Number

Enter IFSC code

Click Yes in all the 4 options, put PF Balance. Upload 26(6) certificate in Point 1 & 2, Upload Latest 'PF passbook screenshot' in point 3, upload 'Standard undertaking to deposit the contribution in case of shortfall' in point 4. Only pdf files are allowed within 250kb size. (refer FAQ in Annexure II for more details on relevant documents which to be uploaded) -

EMPLOYEES' PROVIDENT FUND ORGANISATION, INDIA

Bank Account Number IFSC Code *

Press F11 to exit full screen

Joint Option & Contribution Details

Whether employer's contribution was received on wages exceeding statutory wage ceiling of ₹5000 in EPF prior to 01.06.2001 from the day his salary exceeded ₹5000? (applicable only if date of joining is prior to 01.06.2001) *	<input checked="" type="radio"/> Yes <input type="radio"/> No
Please attach permission under para 26(6) of EPF Scheme. * Only PDF file of size 250 KB is allowed.	<input type="button" value="Choose File"/> No file chosen
Whether Employer's contribution was received on wages exceeding statutory wage ceiling of ₹6500 in EPF prior to 01.09.2014 from the day his salary exceeded ₹6500? (applicable only if date of exit is on or after 01.06.2001) *	<input checked="" type="radio"/> Yes <input type="radio"/> No
Please attach permission under para 26(6) of EPF Scheme. * Only PDF file of size 250 KB is allowed.	<input type="button" value="Choose File"/> No file chosen
Whether member wants to use accumulation available in his / her PF account for payment of due contribution for this option? *	<input checked="" type="radio"/> Yes <input type="radio"/> No
How much is the PF account balance on the date of filing option? *	<input type="text" value="Amount"/>
Please upload relevant documentary proof such as Account Slip / pages of the Passbook etc. * Only PDF file of size 250 KB is allowed.	<input type="button" value="Choose File"/> No file chosen
Whether member is giving undertaking to deposit the contributions along with interest due till date of payment through his last employer [only when PF account has no/ insufficient balance]? *	<input checked="" type="radio"/> Yes <input type="radio"/> No
Please upload relevant documentary proof * Only PDF file of size upto 250 KB is allowed.	<input type="button" value="Choose File"/> No file chosen

Upload Document here

Upload Document here

Enter PF balance here

Upload Document here

Upload Document here

General Declaration –



EMPLOYEES' PROVIDENT FUND ORGANISATION, INDIA



Declaration

1. I hereby declare that I have read and understood the Judgement in SLP (C) No.8658- 8659 of 2019 dated 04-11-2022 of the Hon'ble Supreme Court and I am exercising this joint option in terms of the directions contained in the said judgement.
2. I understand and agree that as a member of the Employees' Pension Scheme, my rights to claim pension are limited to the scope of judgement and within the EPF & MP Act, 1952 and the Schemes framed thereunder.
3. I further understand that the Central Government is empowered to amend the scheme as it may deem fit.
4. I do hereby agree that the details of contribution and interest given by my employers are essential for the computation of dues payable for this application, and this is the full and final submission.
5. I hereby undertake that the service details in the above form are correct and no material fact has been misrepresented or hidden by me.
6. I hereby agree to pay due contribution in a single tranche as specified by EPFO, along with interest at rates declared under Para 60 of EPF Scheme 1952 or at the rate declared by the concerned trust of such establishment, from time to time, whichever is higher, if any.
7. I hereby jointly opt along with my employer to pay full amount of contribution on salary exceeding wage ceiling under erstwhile para 11(3) (since deleted) and Para 11(4) of EPS 95 along with interest up to the last date of the month in which payment is made, in accordance with the judgement dated 04.11.2022 of the Hon'ble Supreme Court through my last employer within such period as may be directed by EPFO after verification of my joint option. If the full amount payable is not deposited by my last employer within such period as may be directed by EPFO after verification of my joint option, this joint option shall be liable to be treated as Null and Void.
8. I undertake that all the facts are true. If the details submitted by me or my employer are found to be incorrect at any point of time, this joint option shall be treated as Null and Void.

Enter Place & click I agree. Enter Captcha and click 'Submit application'

The screenshot shows the EPFO portal interface. At the top left is the EPFO logo and the text "EMPLOYEES' PROVIDENT FUND ORGANISATION, INDIA". A notice at the top states: "directed by EPFO after verification of my joint option, If the full amount payable is not deposited by my last employer within such period verification of my joint option, this joint option shall be liable to be treated as Null and Void." Below this, a text box contains: "joint option shall be treated as Null and Void." and "9. I am aware that in case of false declaration and wilful mis-representation, appropriate penal action may be taken by EPFO against me." The form fields include: "Place *" with a text input box containing "Enter Place" and a label "Enter Place here" with an arrow pointing to the box; a checkbox "I agree."; a "Captcha*" field with a captcha image showing "y6 z f G" and a text input box containing "Enter Captcha" with a label "Enter Captcha here" and an arrow pointing to the box; and two buttons: "Save As Draft" and "Submit Application". The "Submit Application" button is highlighted with an arrow from a label "Click Here for submitting the application". The "Save As Draft" button is highlighted with an arrow from a label "Click Here for Saving the draft application".

After submission, an Acknowledgement number will be generated. The application will be available in Employer login at EPFO portal for verification and approval/ rejection (if any). After approval the application will route to respective EPFO.